

TT-216'000

Chiller

- two-pump system
- suitable for high ambient temperatures
- water cooled version available
- optional without tank




Temperature range +10°C up to +40°C

Cooling capacity **216 kW** nominal

Pump capacity
200 l/min 5 bar
400 l/min 3.5 bar

Refrigerating agent R-134a

Ambient temperature up to +45°C



Functions

- Self-optimizing temperature controller with temperature display 1/10°C – steps
- Display in °C or °F and l/min or gal/min
- Automatic or manual refill

Working principle

- Two-pump system: one pump controls the internal circuit, the other is responsible for the water circuit to the consumer
- The compressor cools the water supply in the unit to a required temperature
- The resulting warm exhaust air is blown upwards by fans

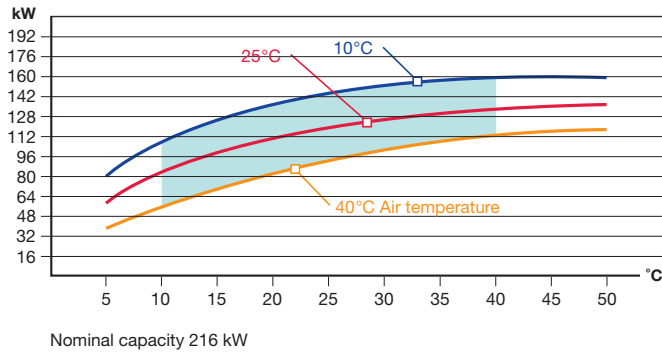
Construction

- Proven pump with mechanical seal
- Long life expectancy due to the electronic control of the compressors operating time
- All parts in contact with water are made of stainless steel or bronze
- Unit on adjustable feet

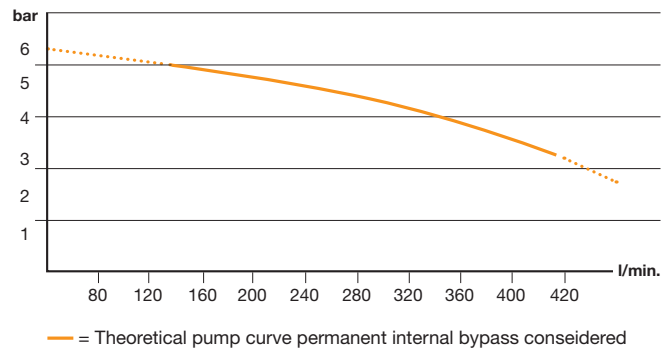
Safety features

- Automatic level control with prewarning at low water level
- Electronic temperature limitation and monitoring in the controller
- Mechanical safety thermostats
- Visual and acoustic fault indications
- Integrated circuit breakers
- Main switch, transformer and motor protection switch

Cooling capacity



Pump capacity



Technical data

Product attribute	Unit	TT-216'000
Temperature control		Self-optimizing, electronic microprocessor controller MP-888 with digital display of the set and actual value. Automatic temperature monitoring.
Cooling capacity (Nominal capacity)	kW	216 kW - see diagram
Temperature range		
Circulating water	°C	+10°C up to +40°C
Air temperature	°C	+2°C up to +45°C
Content water tank	l	Approx. 600 l
Refrigerating agent		R-134a
Pump capacity		
External circuit		At 200 l/min 5 bar; at 400 l/min 3,5 bar – see diagram
Internal circuit		Approx. 500 l/min
Compressor		Hermetically sealed
Condenser		Air cooled, air inlet located on the side, blow out located on the top
Air volume		4 x 8'000 m ³ /h (not relevant to WK water cooled)
Power consumption	kW	Approx. 66 kW
Connections		
To mould		2" BSP female thread
From mould		2" BSP female thread
Automatic water refill		3/8" BSP female thread
Drainage		1" BSP female thread
Cooling water (WK)		
Inlet		2" BSP female thread (only at water-cooled)
Outlet		2" BSP female thread (only at water-cooled)
Dimensions (L×W×H)	mm	3'350×1'300×2'090 mm, incl. adjustable feets
Noise level (in 3 m distance)	dBA	70 dBA
Weight	kg	2'040 kg empty
Colour		Silvergry RAL 7001

TT-216'000 WK: The same model is also available as a water cooled version:
 Required cooling water: min. 1.5 bar water pressure
 with cooling tower water (approx. 30°C) approx. 260 l/min cooling water consumption
 with tap water (approx. 10 - 15°C) approx. 100 - 150 l/min cooling water consumption.